

ARRLED


Model W Wall Pack
2022 V1

Model W



Model W

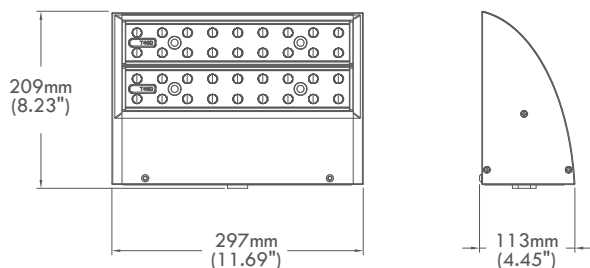
LED Wall Pack Light



Product Introduction

The Model W features an advanced LED optical system that provides high uniformity, excellent vertical light distribution, reduced on-site glare and effective security light levels. Preserving the traditional wall pack appearance, the Model W luminaire is an ideal solution for site lighting application.

Dimension



Performance Summary

Input Voltage	100-277VAC, 50/60Hz
Nominal Power	40W~100W
Efficiency	Up to 160 LPW
CRI	Ra>70(Default)/Ra>80/Ra>90
Power Factor	>0.9 at full load
Total Harmonic Distortion	<20% at full load
Optic(IESNA)	Type II, Type III, Type IV, Type V
Operating Temperature	-40°C~+50°C
Accessories & Options	1-10V Dimming, DALI, Motion Sensor, Emergency Power Supply, Photocell MINI
Color Options	Gray, Black
L70/ L90	>200,000H/ >60,000H
Limited Warranty	10 years limited warranty



Not all products are qualified on the DLC QPL. To view our DLC qualified products, please consult the DLC Qualified Products List at www.designlights.org

Ordering Information

Example: WFC40L-T3M-30K-BK-DIM

MODEL	INPUT VOLTAGE	COMMON OPTIC	CCT	COLOR	OPTIONS
WFC40	L 100-277VAC	T2S	19K	GY Gray-RAL7004	DIM 1-10V Dimming
WFD60		T3S	1900K		DALI DALI Control
WFC80		T3M	22K	BK Black-RAL9011	MMS Motion Sensor
WFD100		T4S	2200K		EPS Emergency Power Supply
	T4M	30K	PCM Photocell MINI		
	T5M	3000K	ORL Optics Rotated Left		
	T5W	40K	ORR Optics Rotated Right		
	T10D	4000K			
T20D	50K				
T40D	5000K				
T60D	57K				
T90D	5700K				

With the exception of the DIM, all options require prior confirmation with the engineer.

Specification Features

Construction Die cast aluminum housing. Modular design allows for easy installation, replacement and maintenance.

Optics Excellent Optics design, greatly improve the light utilization and evenness. Patented, high-efficiency spill light control technology. With a wide-range of optic lenses and flux options for the luminaire, it can send light exactly in the right direction and illuminate only the area of interest as efficient as possible. This will let you avoid any light waste and shine light only where is needed.

Electrical 120-277V 50/60Hz Operation. The Model W is suitable for operation in -40°C to 50°C ambient environment. Available in standard 700mA, 870mA and 1050mA driver current.

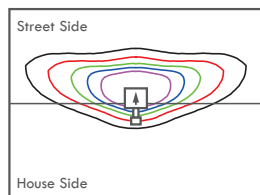
Mounting Wall pack Mounting. A mounting hole is reserved for the photocell, on the side of the light.

Finish Housing finished in super durable powder coat paint, corrosion resistant polyester powder painted 100µm thickness. Meets 1000-hour salt spray certification per ASTM Standard B117. Standard housing color of Gray and Black. Customized colors are available.

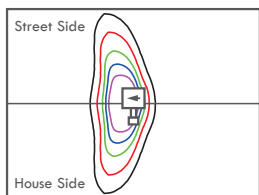
Certification

- cULus Listed
- CE-LVD/CE-EMC/CB
- DLC Premium qualified versions available
- IP65 /IK08
- RoHS compliant
- Endurance tested to withstand 1,000 hours of elevated ambient salt fog conditions as defined in ASTM Standard B117

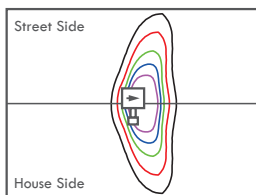
Optic Orientation



Standard

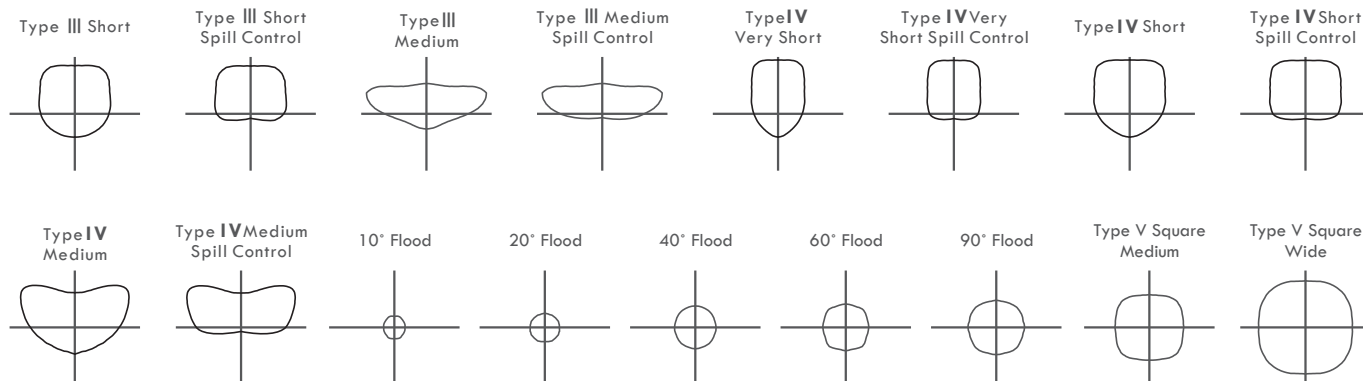


Optics Rotated Left @ 90°

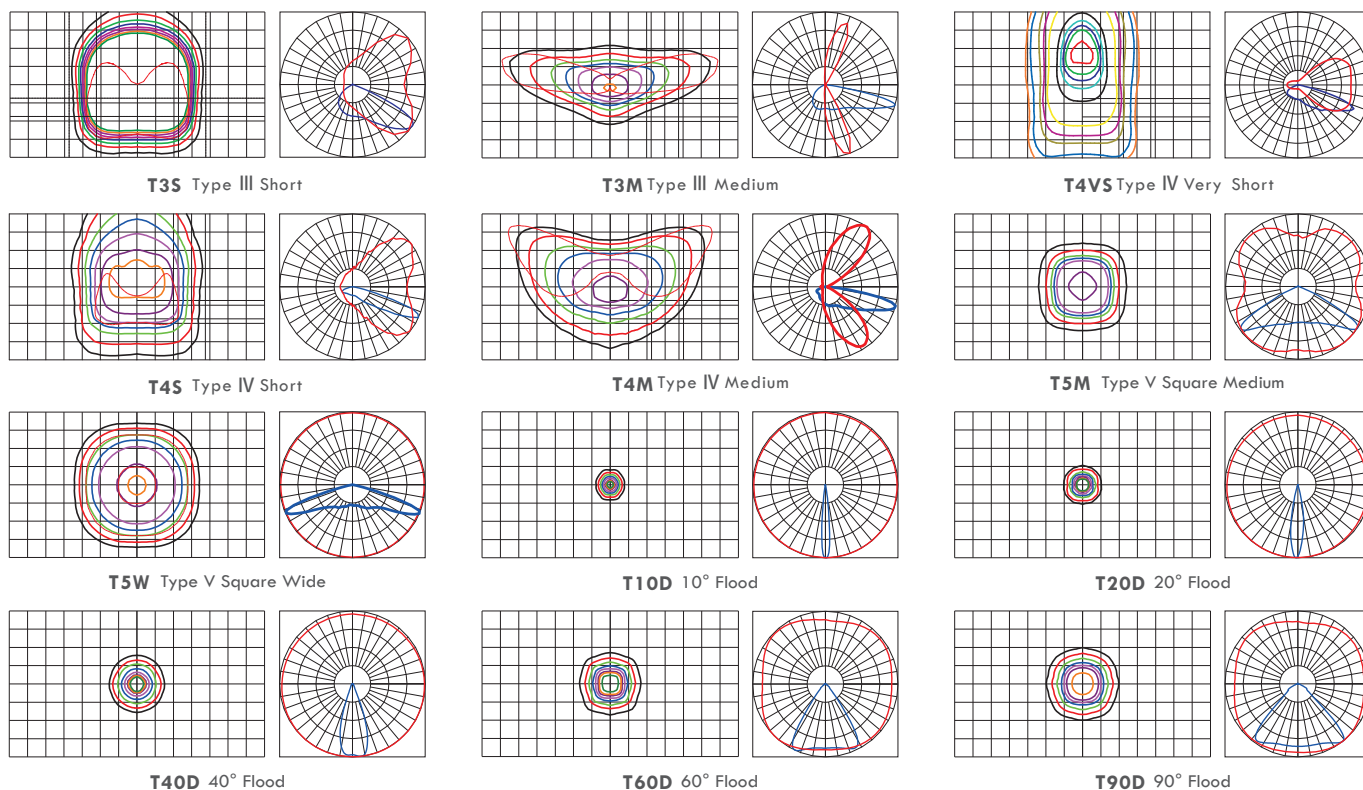


Optics Rotated Right @ 90°


Optical Distributions



Photometry



Product Image



Brief Specifications

Model	Nominal power	LED current	Module number	Module power	Product size L*W*H (mm/in)	Packing size L*W*H (mm/in)	Net weight	Gross weight	Typical luminous flux(lm)	Typical efficiency (lm/W)
100-277VAC										
WFC40L	40W	700mA	1	40W	297(11.69)*209(8.23)*113(4.45)	405(15.94)*275(10.83)*180(7.09)	2.9KG	3.5KG	6000	150
WFD60L	60W	1050mA	1	60W	297(11.69)*209(8.23)*113(4.45)	405(15.94)*275(10.83)*180(7.09)	2.9KG	3.8KG	8340	139
WFC80L	80W	700mA	2	40W	297(11.69)*209(8.23)*113(4.45)	405(15.94)*275(10.83)*180(7.09)	3.1KG	3.7KG	12160	152
WFD100L	100W	900mA	2	50W	297(11.69)*209(8.23)*113(4.45)	405(15.94)*275(10.83)*180(7.09)	3.2KG	3.8KG	14300	143

CERTIFICATION & STANDARDS

Certification	Standards	Remark
CE-LVD Low Voltage Directive (2014/35/EC)	EN 60598-2-3/A1:2011	Applicable for Street Light
	EN 60598-2-5:2015	Applicable for Flood Light
	EN 60598-1:2015/A11:2018	
	EN 62471:2008	
	EN 62493:2015	
CE-EMC Electromagnetic Compatibility Directive (2014/30/EU)	EN 55015:2013/A1:2015	
	EN 61547:2009	
	EN 61000-3-2:2014	
	EN 61000-3-3:2013	
CE-ErP Energy-Related Products Directive (2009/125/EU)	EU 1194/2012:2012-12-12	
	EC 244/2009:2009-03-18	
	EU 859/2009:2009-09-18	
CE-RoHS Directive (2011/65/EU)	EN 62321:2009	
CB	IEC 60598-2-3/A1:2011	Applicable for Street Light
	IEC 60598-2-5:2015	Applicable for Flood Light
	IEC 60598-1:2014	
	IEC 62471:2006	
	IEC 62471-2:2009	
ENEC	EN 60598-2-3/A1:2011	Applicable for Street Light
	EN 60598-2-5:2015	Applicable for Flood Light
	EN 60598-1: 2015/A1: 2018	
	EN 62471:2008	
SAA	EN 62493:2010	
	AS/NZS 60598.2.3:2015	
ATEX ATEX 95 Equipment Directive(94/9/EC)	AS/NZS 60598.1:2017	
	EN 60079-0:12	
	EN 60079-11:12	
UL	EN 60529:1989+A1:1999	
	UL1598	
	UL8750	
	CSA C22.2 No. 250.0-08	
FCC	CSA C22.2 No. 250.13-14	
PSE	Title 47 CFR Part 15	
Photobiological Safety	日本電気用品安全法省令別表第八(Safety)	
	日本電気用品安全法省令別表第十(EMC)	
Vibration test	EN 62471:2008	
	IEC 62471:2006	
Salt spray test	ANSI C136.31-2010	Applicable for Street Light
	IEC/EN 60598-2-5 clause 5.6.7	Applicable for Flood Light
IK08 Impact resistance test	ISO 9227:2012	
	ASTM B117	
IP65 or IP67 test	IEC 62262:2002	
Photometric and Integrating Sphere test	IEC/EN 60598-1:2015 clause 9.2.2 and clause 9.2.6 or clause 9.2.8	
	IES LM-79-2008	
	ANSI C82.77-2002	
	ANSI C78.377-2011	
	CIE 13.3-1995	
	CIE 15-2004	
	IES TM-15-11	
IES LM-63-2002		
LED Module	IEC/EN 62031:2008+A1:2013	
LED Lamps	IES LM-80-2008	
	ANSI C78.377-2011	
	JESD22 A108	
	JESD22 A101C	
	JESD22 A105	
	JESD22 B104	
	JESD22 A114	
LED Driver	EN 61347-1:2008	
	EN 61347-2-13:2006	
	EN 62384:2006+A1:2009	
	EN 55015:2006+A1:2007+A2:2009	
	EN 61000-3-2:2006+A1:2009+A2:2009	
	EN 61000-3-3:2008	
	EN 61547:2009	
	IEC 62386 Part 102 and Part 207	Applicable for DALI
	UL1012 UL879 UL935	
FCC Title 47 CFR Part 15 Class A		
Surge Protection Device	ANSI/IEEE C62.41.2-2002	
Receptacle	UL1449	
Dimming Receptacle	ANSI C136.10-2010	
	ANSI C136.41-2013	

ARRLED

WAREHOUSE

2350 Route-du-Président-Kennedy, Notre-Dame-des-Pins, QC, G0M 1K0, Canada

info@arrled.ca